

# ELECTRICAL, for MiniMax NT 120 SINGLE VOLTAGE Heaters

Electrical Rating

50/60 Hz

120 V.A.C. ONLY

## NOTE

The transformer is pre-wired at the factory for 120 VAC operation, connect line supply to the line terminal block inside junction box. Use caution in connecting supply to proper Line (L), Neutral (N), and Ground (GND) terminals; see below, Figure 1.

## NOTE

If any of the original wiring supplied with this heater must be replaced, installer must supply (No. 18 AWG 105° C. U.L. approved AWM low energy stranded) copper wire or it's equivalent.

## ⚠ WARNING

The heater must be electrically grounded and bonded in accordance with local codes or, in the absence of local codes, with the latest national electrical codes ANSI/NFPA No. 70.

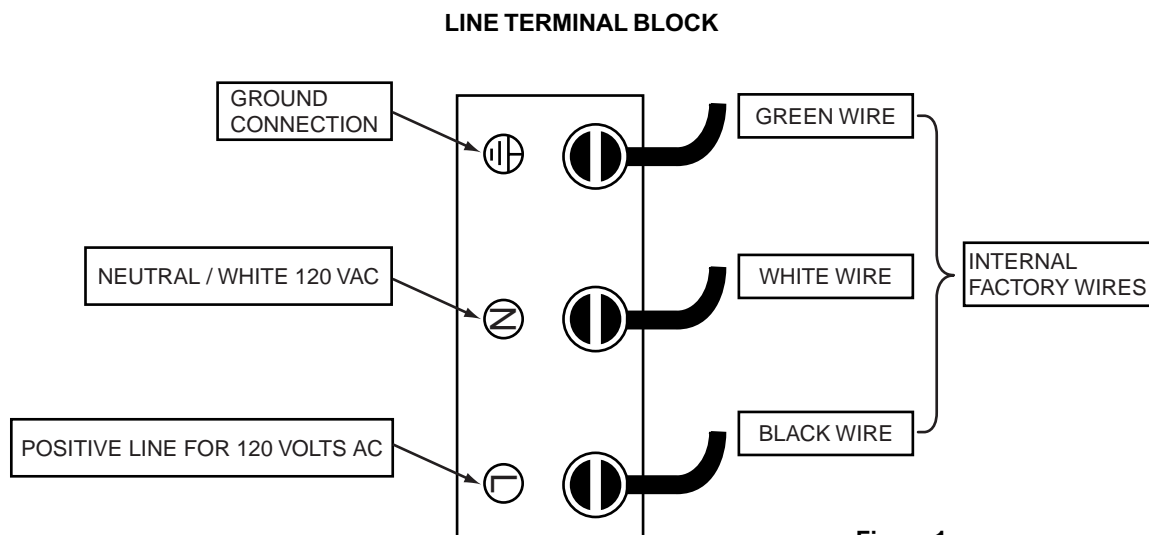


Figure 1.

## REMOTE HOOK-UP

*Before connecting the remote control system please read the following:*

1. First turn the gas valve to the "OFF" position and power up the heater, now using the front buttons on the temperature controller, set the "SPA" and "POOL" temperature to the maximum setting.
2. Now turn the heater to the "OFF" mode by using the "OFF" button on the temperature controller, by using the main power switch located on the bottom of the junction box.
3. With the heater in the "OFF" mode, locate the three tabs on the back of the temperature controller as viewed from the backside, see Figure 2.

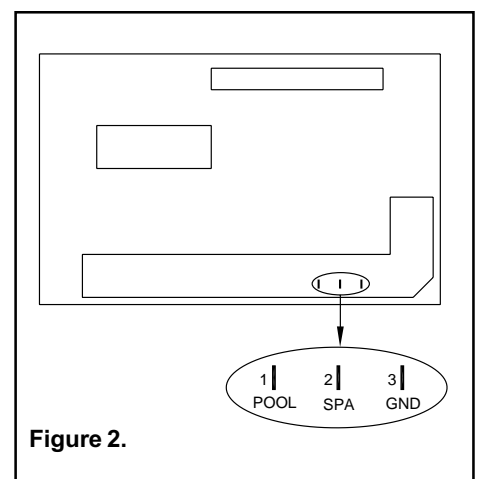


Figure 2.

### Pentair Pool Products

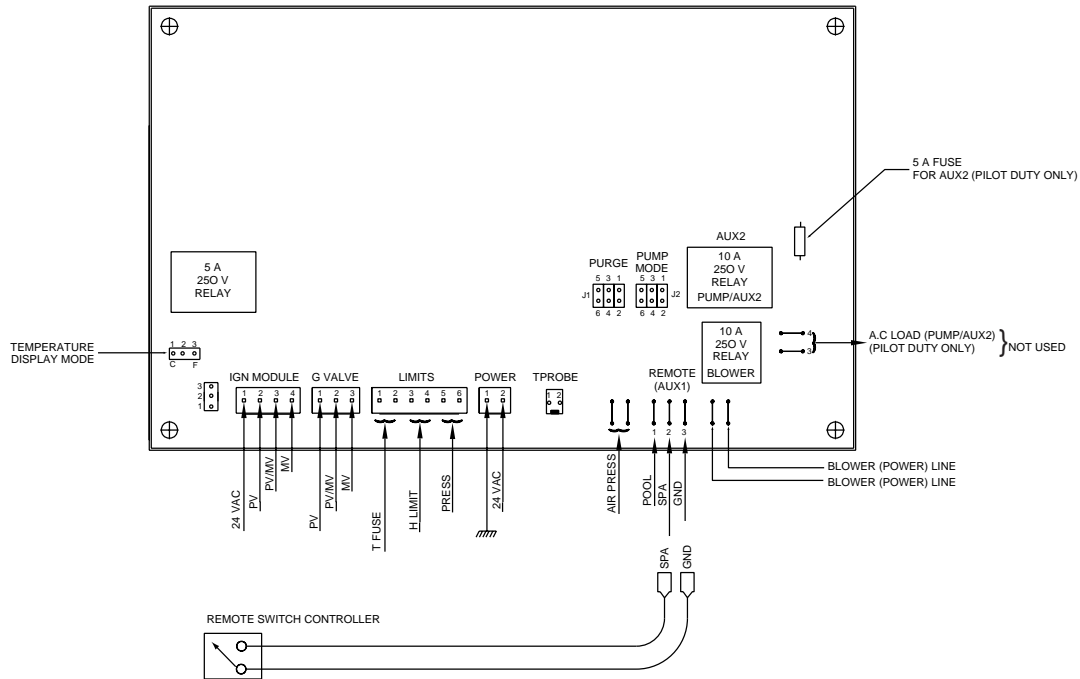
1620 Hawkins Ave., Sanford, NC 27330 • (919) 774-4151  
10951 West Los Angeles Ave., Moorpark, CA 93021 • (805) 523-2400

 **Pentair**  
Pool Products™  
Because *reliability* matters most

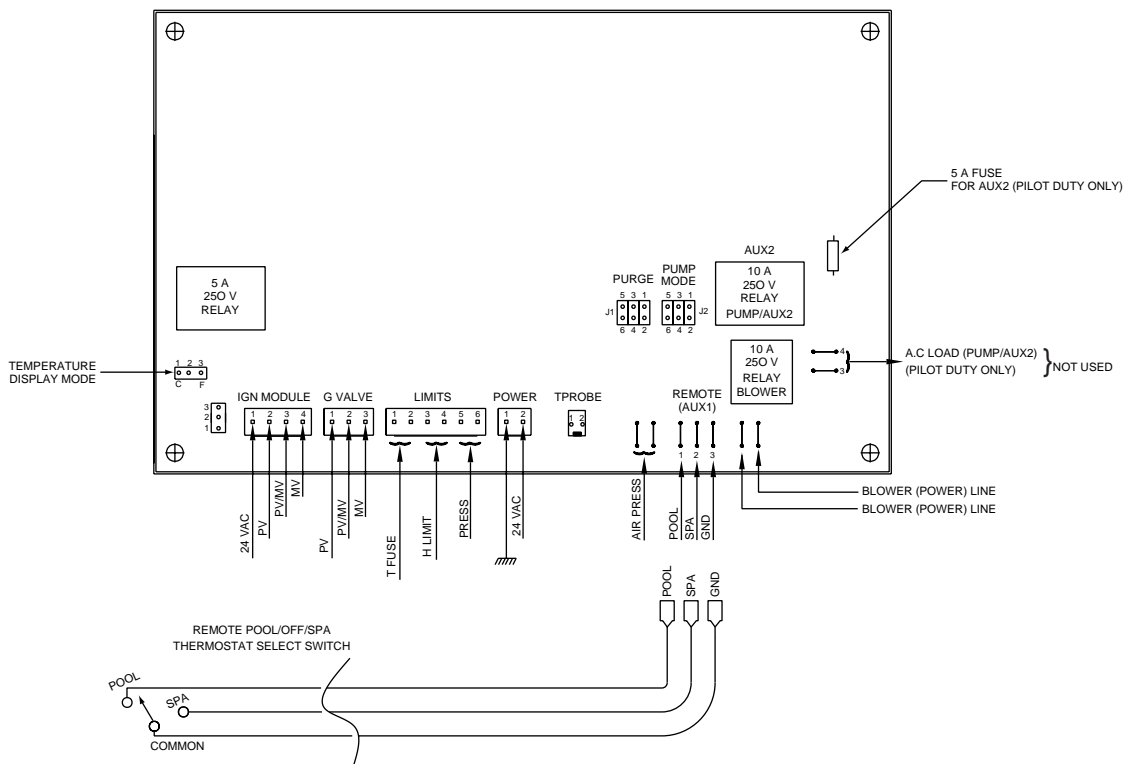
## NOTE

Please consult the Operation and Installation Manual for complete Instructions.

### 2 WIRE REMOTE



### 3 WIRE REMOTE



## CAUTION

Because of the features and operational characteristics of some wireless and non-wireless powerline technology control systems, you could experience a malfunction and/or failure of the heater, including total shut down or lock out. Please contact the Manufacturer before installing this type of remote control system, as this may have an effect on your heater warranty.