

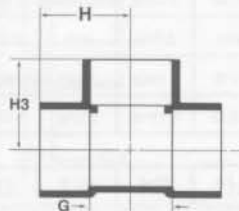
# TECHNICAL DATA

## SCHEDULE

## PVC PIPE FITTINGS

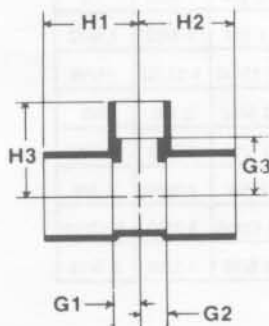
# Schedule 40

**Tee**  
slip x slip x slip

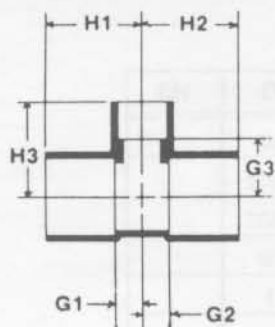


Part No.	Size	H	G	H3
401-005	1/2	1 1/4	1/2	
401-007	3/4	1 3/8	19/32	
401-010	1	1 11/16	23/32	
401-012	1 1/4	2 1/8	7/8	
401-015	1 1/2	2 1/4	1	
401-020	2	2 19/32	1 7/32	
401-025	2 1/2	3 17/32	1 17/32	
401-030	3	3 27/32	1 13/16	4 1/32
401-040	4	4 11/32	2 9/32	
401-050	5	6	3	
401-060	6	7 1/32	3 1/2	
401-080	8	9	4 1/2	

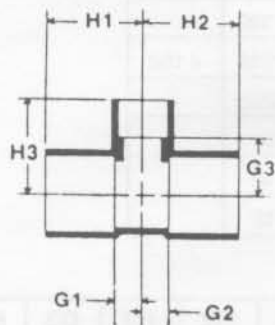
**Tee Reducing**  
slip x slip x slip



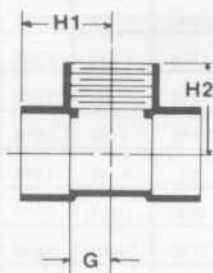
Part No.	Size	G1	H1	G2	H2	G3	H3
401-094	3/4 x 1/2 x 1/2	17/32	1 5/16	15/32	1 1/4	9/16	1 5/16
401-095	3/4 x 1/2 x 3/4	5/8	1 5/16	9/16	1 1/4	9/16	1 3/8
401-101	3/4 x 3/4 x 1/2	1/2	1 5/16	1/2	1 5/16	19/32	1 11/32
401-122	1 x 1/2 x 1	23/32	1 23/32	21/32	1 7/16	11/16	1 11/16
401-124	1 x 3/4 x 1/2	1/2	1 1/2	11/16	1 5/16	23/32	1 13/32
401-125	1 x 3/4 x 3/4	19/32	1 9/16	19/32	1 3/8	11/16	1 13/32
401-126	1 x 3/4 x 1	21/32	1 21/32	11/16	1 1/2	11/16	1 11/16
401-130	1 x 1 x 1/2	1/2	1 1/2	1/2	1 1/2	11/16	1 15/32
401-131	1 x 1 x 3/4	9/16	1 9/16	9/16	1 9/16	11/16	1 1/2
401-156	1 1/4 x 1 x 1/2	7/8	2 1/16	11/16	1 25/32	13/16	1 9/16
401-157	1 1/4 x 1 x 3/4	7/8	2 1/16	11/16	1 25/32	27/32	1 5/8
401-158	1 1/4 x 1 x 1	29/32	2 3/32	11/16	1 25/32	27/32	1 31/32
401-166	1 1/4 x 1 1/4 x 1/2	17/32	1 25/32	17/32	1 25/32	27/32	1 19/32
401-167	1 1/4 x 1 1/4 x 3/4	19/32	1 27/32	19/32	1 27/32	29/32	1 11/16
401-168	1 1/4 x 1 1/4 x 1	11/16	1 15/13	11/16	1 15/16	7/8	1 27/32
401-199	1 1/2 x 1 1/4 x 1/2	1	2 9/32	7/8	2 1/16	1	1 3/4
401-201	1 1/2 x 1 1/4 x 3/4	31/32	2 7/32	7/8	2 1/16	1 1/32	1 27/32
401-202	1 1/2 x 1 1/4 x 1	1 1/32	2 9/32	7/8	2 1/16	1	2 3/32
401-203	1 1/2 x 1 1/4 x 1 1/4	27/32	2 3/16	27/32	2 3/16	1	2 1/4
401-209	1 1/2 x 1 1/2 x 1/2	1/2	1 13/16	1/2	1 13/16	1 1/32	1 13/16
401-210	1 1/2 x 1 1/2 x 3/4	19/32	1 29/32	19/32	1 29/32	1 1/32	1 27/32
401-211	1 1/2 x 1 1/2 x 1	11/16	2	11/16	2	1	1 31/32
401-212	1 1/2 x 1 1/2 x 1 1/4	7/8	2 3/16	7/8	2 3/16	1 1/16	2 1/4
401-238	2 x 1 1/2 x 3/4	9/16	1 15/16	5/8	1 15/16	1 9/32	2 1/16
401-239	2 x 1 1/2 x 1	13/16	2 3/16	13/16	2 3/32	1 3/8	2 1/2
401-241	2 x 1 1/2 x 1 1/2	no info					
401-247	2 x 2 x 1/2	17/32	1 29/32	17/32	1 29/32	1 1/4	2 1/32



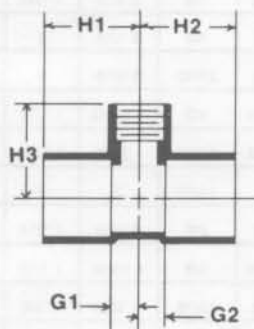
**Tee Reducing**  
slip x slip x slip



**Tee Bullhead**  
slip x slip x slip



**Tee**  
slip x slip x FIPT



**Tee Reducing**  
slip x slip x FIPT

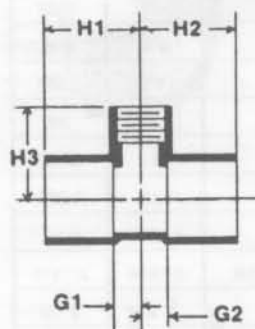
Part No.	Size	G1	H1	G2	H2	G3	H3
401-248	2 x 2 x 3/4	19/32	1 31/32	19/32	1 31/32	1 1/4	1 31/32
401-249	2 x 2 x 1	23/32	2 3/32	23/32	2 3/32	1 7/32	2 3/16
401-250	2 x 2 x 1 1/4	29/32	2 9/32	29/32	2 9/32	1 1/4	2 17/32
401-251	2 x 2 x 1 1/2	1 1/32	2 7/8	1 1/32	2 3/8	1 1/4	2 17/32
401-287	2 1/2 x 2 1/2 x 1/2	17/32	2 17/32	17/32	2 17/32	1 17/32	2 7/32
401-288	2 1/2 x 2 1/2 x 3/4	9/16	2 7/16	9/16	2 7/16	1 1/2	2 9/32
401-289	2 1/2 x 2 1/2 x 1	11/16	2 19/32	11/16	2 19/32	1 1/2	2 19/32
401-582	8 x 8 x 4	2 5/16	6 13/16	2 5/16	6 13/16	4 11/16	6 7/8

Part No.	Size	H1	G1	H2	G2
401-074	1/2 x 1/2 x 3/4	1 3/8	19/32	1 7/32	17/32
401-102	3/4 x 3/4 x 1	1 13/16	13/16	1 25/32	21/32
401-132	1 x 1 x 1 1/4	1 7/8	29/32	1 29/32	21/32
401-133	1 x 1 x 1 1/2	2	1 1/32	2	11/16
401-213	1 1/2 x 1 1/2 x 2	2 9/16	1 1/4	2 3/8	1
401-341	3 x 3 x 4	4 11/32	2 11/32	3 27/32	1 13/16

Part No.	Size	H	H2	G
402-005	1/2	1 1/4	1 5/32	1/2
402-007	3/4	1 3/8	1 5/32	1 9/32
402-010	1	1 11/16	1 21/32	11/16
402-012	1 1/4	2 5/32	2 1/8	7/8
402-015	1 1/2	2 5/16	2 9/32	1 1/32
402-020	2	2 5/8	2 3/16	1 1/4
402-030	3	3 13/16	3 7/32	1 13/16
402-040	4	4 5/16	4 1/16	2 5/16

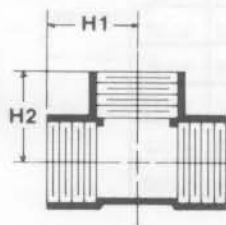
Part No.	Size	G1	H1	G2	H2	H3
402-071	1/2 x 1/2 x 1/8	17/32	9/16	17/32	1 9/16	15/16
402-072	1/2 x 1/2 x 1/4	17/32	1 7/32	17/32	1 7/32	1 1/16
402-074	1/2 x 1/2 x 3/4	19/32	1 3/8	19/32	1 3/8	1 9/32
402-094	3/4 x 1/2 x 1/2	17/32	1 7/32	1/2	1 7/32	1 11/32
402-095	3/4 x 1/2 x 3/4	19/32	1 3/8	19/32	1 3/8	1 3/8
402-101	3/4 x 3/4 x 1/2	9/16	1 11/32	9/16	1 11/32	1 1/4
402-124	1 x 3/4 x 1/2	1/2	1 1/2	17/32	1 5/16	1 15/32
402-125	1 x 3/4 x 3/4	19/32	1 19/32	9/16	1 3/8	1 15/32
402-130	1 x 1 x 1/2	1/2	1 19/32	1/2	1 19/32	1 3/8
402-131	1 x 1 x 3/4	9/16	1 9/16	9/16	1 9/16	1 1/2
402-156	1 1/4 x 1 x 1/2	7/8	2 1/16	23/32	1 13/16	1 19/32
402-157	1 1/4 x 1 x 3/4	7/8	2 3/32	11/16	1 25/32	1 5/8
402-166	1 1/4 x 1 1/4 x 1/2					

# Schedule 40



**Tee Reducing**  
slip x slip x FIPT

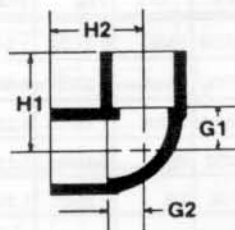
Part No.	Size	G1	H1	G2	H2	H3
402-167	1 1/4 x 1 1/4 x 3/4	19/32	1 27/32	19/32	1 27/32	1 5/8
402-167	1 1/4 x 1 1/4 x 3/4	19/32	1 27/32	19/32	1 27/32	1 5/8
402-168	1 1/4 x 1 1/4 x 1	11/16	1 15/16	11/16	1 15/16	1 27/32
402-199	1 1/2 x 1 1/4 x 1	31/32	2 9/32	7/8	2 1/16	1 11/16
402-202	1 1/2 x 1 1/4 x 1	1	2 1/4	7/8	2 3/32	1 31/32
402-209	1 1/2 x 1 1/2 x 1/2	19/32	1 27/32	19/32	1 27/32	1 3/4
402-210	1 1/2 x 1 1/2 x 3/4	19/32	1 29/32	19/32	1 29/32	1 25/32
402-211	1 1/2 x 1 1/2 x 1	11/16	2	11/16	2	1 31/32
402-212	1 1/2 x 1 1/2 x 1 1/4	7/8	2 3/16	7/8	2 3/16	2 1/4
402-239	2 x 1 1/2 x 1	11/16	2 1/16	23/32	2 1/32	2 1/4
402-247	2 x 2 x 1/2	1/2	1 29/32	1/2	1 29/32	2 1/32
402-248	2 x 2 x 3/4	19/32	2	19/32	2	2 1/32
402-249	2 x 2 x 1	23/32	2 3/32	23/32	2 3/32	2 9/32
402-250	2 x 2 x 1 1/4	7/8	2 9/32	7/8	2 9/32	2 1/2
402-251	2 x 2 x 1 1/2	1	2 3/8	1	2 3/8	2 9/10
402-287	2 1/2 x 2 1/2 x 1/2	17/32	2 17/32	17/32	2 17/32	2 1/2
402-288	2 1/2 x 2 1/2 x 3/4	19/32	2 19/32	19/32	2 19/32	2 19/32
402-289	2 1/2 x 2 1/2 x 1	23/32	2 19/32	23/32	2 19/32	2 3/16
402-290	2 1/2 x 2 1/2 x 1 1/4	7/8	2 7/8	7/8	2 7/8	2 5/16
402-291	2 1/2 x 2 1/2 x 1 1/2	1	3 1/32	1	3 1/32	2 17/32
402-292	2 1/2 x 2 1/2 x 2	1 9/32	3 9/32	1 9/32	3 9/32	2 9/16
402-333	3 x 3 x 1/2	17/32	2 17/32	17/32	2 17/32	2 3/16
402-334	3 x 3 x 3/4	19/32	2 19/32	19/32	2 19/32	2 7/8
402-335	3 x 3 x 1	23/32	2 23/32	23/32	2 23/32	2 9/16
402-336	3 x 3 x 1 1/4	7/8	2 25/32	7/8	2 25/32	2 19/32
402-337	3 x 3 x 1 1/2	1	3	1	3	2 13/16
402-338	3 x 3 x 2	1 9/32	3 9/32	1 9/32	3 9/32	2 27/32
402-416	4 x 4 x 3/4	19/32	2 19/32	19/32	2 19/32	2 13/16
402-417	4 x 4 x 1	23/32	2 23/32	23/32	2 23/32	2 7/8
402-418	4 x 4 x 1 1/4	29/32	2 29/32	29/32	2 29/32	3 1/32
402-419	4 x 4 x 1 1/2	1	3	1	3	3 9/32
402-420	4 x 4 x 2	1 1/4	3 1/4	1 1/4	3 1/4	3 3/8
402-422	4 x 4 x 3	1 27/32	3 27/32	1 27/32	3 27/32	4 5/8
402-490	5 x 5 x 4	2 11/32	5 11/32	2 11/32	5 11/32	5 1/8
402-528	6 x 6 x 2	1 9/32	4 13/16	1 9/32	4 13/16	4 3/4
402-530	6 x 6 x 3	1 13/16	5 11/32	1 13/16	5 11/32	5 17/32
402-532	6 x 6 x 4	2 5/16	5 13/16	2 5/16	5 13/16	5 17/32



**Tee**  
FIPTxFIPTxFIPT

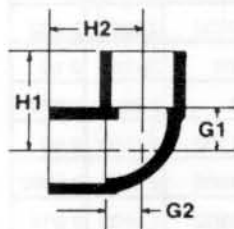
Part No.	Size	H1	H2
405-005	1/2	1 5/16	1 1/4
405-007	3/4	1 3/8	1 11/32
405-010	1	1 11/16	1 21/32
405-015	1 1/2	2 5/16	2 9/32





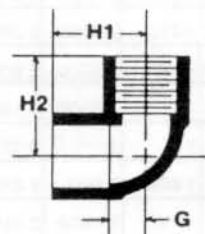
90° ELL  
slip x slip

Part No.	Size	H1	H2	G1	G2
406-005	1/2	1 1/4		1/2	17/32
406-007	3/4	1 13/32		9/16	9/16
406-010	1	1 21/32		11/16	23/32
406-012	1 1/4	2 1/8		7/8	7/8
406-015	1 1/2	2 1/4		1	31/32
406-020	2	2 19/32		1 1/4	1 9/32
406-025	2 1/2	3 3/8		1 15/32	1 1/2
406-030	3	4 1/4	4 1/4	2 13/16	2 13/16
406-040	4	4 1/4		2 1/4	2 1/4
406-050	5	5 31/32		2 31/32	3
406-060	6	7 1/16		3 17/32	3 17/32
406-080	8	9 1/16		4 9/16	?



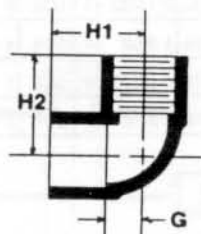
90° ELL Reducing  
slip x slip

Part No.	Size	H1	H2	G1	G2
406-101	3/4 x 1/2	1 1/4	1 5/16	17/32	1/2
406-130	1 x 1/2	1 13/32	1 1/2	11/16	1/2
406-131	1 x 3/4	1 1/2	1 17/32	23/32	19/32
406-168	1 1/4 x 1	1 7/8	1 15/16	27/32	23/32
406-211	1 1/2 x 1	2 9/16	2 9/32	1 15/32	1 1/32
406-212	1 1/2 x 1 1/4	2 1/4	2 3/16	1	7/8
406-251	2 x 1 1/2	2 5/8	2 7/16	1 5/16	1 1/16



90° ELL  
FIPT x slip

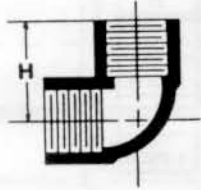
Part No.	Size	H1	H2	G
407-005	1/2	1 9/32	1 5/32	1/2
407-007	3/4	1 3/8	1 7/16	19/32
407-010	1	1 11/16	1 11/16	23/32
407-012	1 1/4	2 5/32	1 13/16	29/32
407-015	1 1/2	2 5/16	2 11/32	1
407-020	2	2 5/8	2 5/8	1 1/4
407-025	2 1/2	3 3/8	2 25/32	1 1/2
407-030	3	3 13/16	3 3/16	1 13/16
407-040	4	4 11/32	4 3/16	2 5/16



90° ELL  
Reducing  
slip x FIPT

Part No.	Size	H1	H2	G
407-074	1/2 x 3/4	1 3/8	1 5/16	19/32
407-101	3/4 x 1/2	1 11/32	1 1/4	9/16
407-130	1 x 1/2	1 9/16	1 7/16	9/16
407-131	1 x 3/4	1 19/32	1 15/32	21/32
407-168	1 1/4 x 1	1 15/16	1 13/16	11/16
407-211	1 1/2 x 1	2 7/32	2 19/32	1 1/16
407-212	1 1/2 x 1 1/4	2 5/32	2 7/32	27/32
407-251	2 x 1 1/2	2 7/16	2 5/8	1 1/32

# Schedule 40



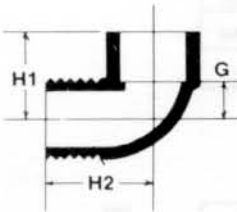
90° ELL  
FIPT x FIPT

Part No.	Size	H
408-005	1/2	1 1/4
408-007	3/4	1 3/8
408-010	1	1 27/32
408-012	1 1/4	2 1/8
408-015	1 1/2	2 11/32
408-020	2	2 5/8



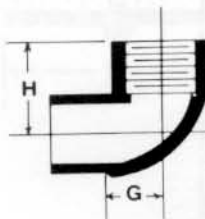
90° Street ELL  
sp x slip

Part No.	Size	H	G1	G2
409-005	1/2	1 1/16	23/32	11/32
409-007	3/4	1 1/4	11/16	17/32
409-010	1	1 9/16	27/32	9/16
409-012	1 1/4	2 3/32	1 1/16	27/32
409-015	1 1/2	2 11/32	1 5/16	1
409-020	2	2 19/32	1 1/2	1 7/32



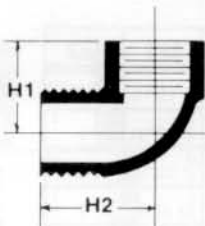
90° Street ELL  
MIPT x slip

Part No.	Size	H1	H2
410-005	1/2	11/32	1 13/32
410-007	3/4	1 1/4	1 17/32
410-010	1	1 9/16	1 7/8
410-012	1 1/4	2 3/32	1 7/8
410-015	1 1/2	2 11/32	2 5/16
410-020	2	2 3/4	2 17/32
410-101	3/4 x 1/2	1 5/16	1 11/32



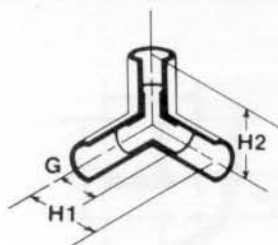
90° Street ELL  
sp x FIPT

Part No.	Size	H1	H2
411-005	1/2	17/32	1 1/8
411-007	3/4	11/16	1 1/4
411-010	1	13/16	1 17/32
411-012	1 1/4	1 3/32	2 1/16
411-015	1 1/2	1 5/16	2 11/32



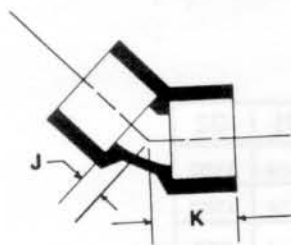
90° Street ELL  
MIPT x FIPT

Part No.	Size	H1	H2
412-005	1/2 PVC	1 1/32	1 7/16
412-007	3/4 PVC	1 3/16	1 17/32
412-010	1 PVC	1 1/2	1 7/8
412-012	1 1/4 PVC	2 3/32	1 29/32
412-015	1 1/2 PVC	2 5/16	2 5/16
M412-005	1/2 Poly	1 1/32	1 13/32
M412-007	3/4 Poly	1 5/32	1 7/16
M412-010	1 Poly	1 1/2	1 7/8



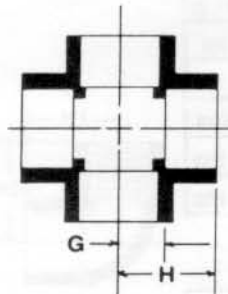
Side Outlet  
90° ELL  
slip x slip x FIPT

Part No.	Size	H2	G	H
414-005	1/2	1 5/32	15/32	1 1/4
414-010	1	1 25/32	11/16	1 13/16
414-101	3/4 x 3/4 x 1/2	1 1/4	9/16	1 11/32
414-130	1 x 1 x 1/2	1 3/8	11/16	1 25/32



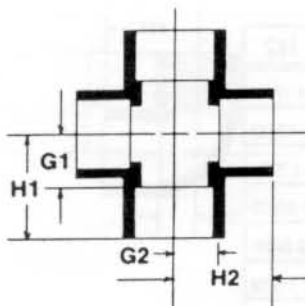
45° ELL  
slip x slip

Part No.	Size	K	J
417-005	1/2	1 1/32	5/16
417-007	3/4	1 1/8	11/32
417-010	1	1 13/32	5/16
417-012	1 1/4	1 9/16	3/8
417-015	1 1/2	1 11/16	7/16
417-020	2	1 31/32	21/32
417-025	2 1/2	2 23/32	23/32
417-030	3	2 25/32	25/32
417-040	4	3 1/32	1 1/32
417-050	5	4 13/32	1 3/8
417-060	6	5 1/4	1 3/4
417-080	8	6 1/2	2



Cross  
slip

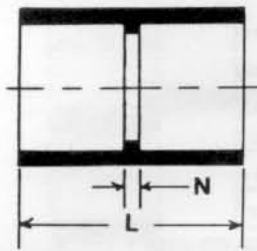
Part No.	Size	H	G
420-005	1/2	1 7/32	17/32
420-007	3/4	1 5/16	19/32
420-010	1	1 11/16	11/16
420-012	1 1/4	2 1/8	7/8
420-015	1 1/2	2 5/16	1
420-020	2	2 21/32	1 9/32
420-025	2 1/2	3 1/2	1 1/2
420-030	3	3 13/16	1 13/16
420-040	4	4 5/16	2 11/32



Cross  
Reducing  
slip

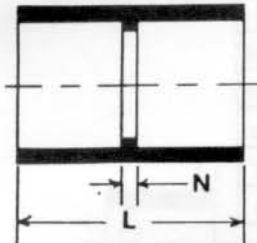
Part No.	Size	H1	H2	G1	G2
420-335	3 x 3 x 1 x 1	2 13/16	2 23/32	1 13/16	11/16
420-337	3 x 3 x 1 1/2 x 1 1/2	3 1/8	3 1/32	1 13/16	1
420-338	3 x 3 x 2 x 2	3 3/16	3 9/32	1 13/16	1 1/4
420-419	4 x 4 x 1 1/2 x 1 1/2	3 5/8	3 1/32	2 5/16	1
420-420	4 x 4 x 2 x 2	3 11/16	3 9/32	2 5/16	1 7/32

# Schedule 40



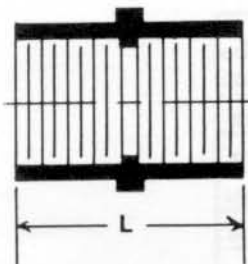
Long Socket  
Coupling  
slip

Part No.	Size	N
428-015	1 1/2	1/8
428-020	2	1/8



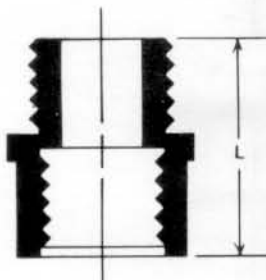
Coupling  
slip

Part No.	Size	L	N
429-005	7	1 21/32	1/8
429-007	3/4	1 11/16	1/8
429-010	1	2 3/32	1/8
429-012	1 1/4	2 5/8	1/8
429-015	1 1/2	2 5/8	1/8
429-020	2	2 7/8	1/8
429-025	2 1/2	4 7/32	7/32
429-030	3	4 1/4	7/32
429-040	4	4 1/4	3/16
429-050	5	6 9/32	7/32
429-060	6	7 5/16	5/16
429-080	8	9 5/16	9/32
429-101	3/4 x 1/2	1 11/16	3/32



Coupling  
FIPT x FIPT

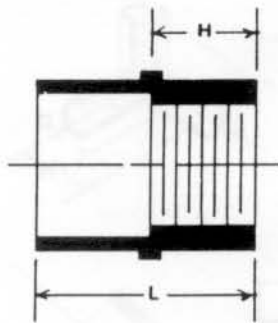
Part No.	Size	L
430-005	1/2	1 23/32
430-007	3/4	2
430-010	1	2 1/16
430-101	3/4 x 1/2	1 9/16
430-131	1 x 3/4	1 7/8
430-005-45	1/2 Gray	1 23/32
430-007-45	3/4 Gray	2
430-101-45	3/4 x 1/2 Gray	1 9/16
430-131-45	1 x 3/4 Gray	1 7/8



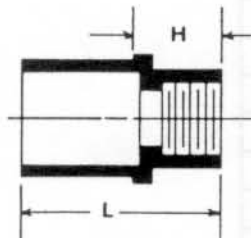
Riser Extender  
MIPT x FIPT

Part No.	Size	L
434-005	1/2 x 2 1/16lg.	2 1/16
434-007	3/4 x 1 5/8 lg.	1 19/32
434-008	3/4 x 2 5/16 lg.	2 5/16
434-020	2	2 21/32

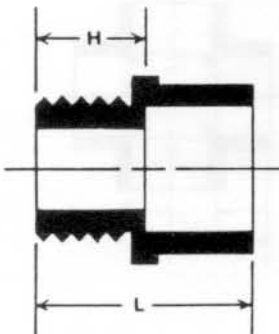




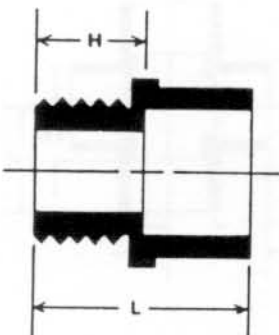
Female Adapter  
slip x FIPT



Female Adapter  
Reducing  
slip x FIPT



Male Adapter  
MIPT x slip



Male Adapter  
Reducing  
MIPT x slip

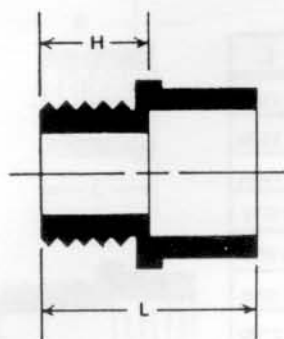
Part No.	Size	L	H
435-005	1/2	1 13/16	1 1/32
435-007	3/4	1 23/32	15/16
435-010	1	2 7/32	1 1/8
435-012	1 1/4	2 7/32	1 1/32
435-015	1 1/2	2 15/32	1 3/16
435-020	2	2 13/32	1 1/16
435-025	2 1/2	3 13/16	1 3/4
435-030	3	3 27/32	1 27/32
435-040	4	3 15/16	1 15/16
435-050	5	5 3/32	2 3/32
435-060	6	5 3/4	2 1/4
435-080	8	7	2 1/2

Part No.	Size	H	L
435-074	1/2 x 3/4	29/32	1 11/16
435-101	3/4 x 1/2	13/16	1 9/16
435-102	3/4 x 1	1 3/32	1 7/8
435-131	1 x 3/4	7/8	1 7/8
435-211	1 x 1 1/2	1 7/32	2 3/16

Part No.	Size	H	L
436-005	1/2	15/16	1 23/32
436-007	3/4	27/32	1 5/8
436-010	1	1 3/16	2 3/16
436-012	1 1/4	1 5/16	2 17/32
436-015	1 1/2	1 1/4	2 9/16
436-020	2	1 9/32	2 11/16
436-025	2 1/2	1 7/8	3 7/8
436-030	3	1 15/16	3 15/16
436-040	4	2 3/32	4 3/32
436-050	5	2 3/16	5 3/16
436-060	6	2 11/32	5 27/32
436-080	8	2 5/8	7 1/8

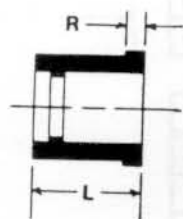
Part No.	Size	H	L
436-074	1/2 x 3/4	31/32	1 3/4
436-101	3/4 x 1/2	15/16	1 23/32
436-102	3/4 x 1	1	1 31/32
436-131	1 x 3/4	1 1/32	2 5/16
436-132	1 x 1 1/4	1 3/16	2 7/16

# Schedule 40



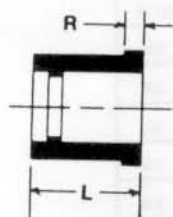
**Male Adapter  
Reducing  
MIPT x slip**

Part No.	Size	H	L
436-168	1 1/4 x 1	1 3/16	2 3/16
436-169	1 1/4 x 1 1/2	1 7/32	2 17/32
436-212	1 1/2 x 1 1/4	1 7/32	2 7/16
436-213	1 1/2 x 2	1 7/32	2 5/8
436-251	2 x 1 1/2	1 1/4	2 9/16
436-252	2 x 2 1/2	1 5/16	3 11/32
436-293	2 1/2 x 3	1 7/8	3 29/32
436-341	3 x 4	1 29/32	3 29/32



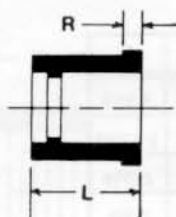
**Reducer Bushing  
sp x slip**

Part No.	Size	R	L
437-073	1/2 x 3/8	5/16	1 7/32
437-101	3/4 x 1/2	1/4	1 1/16
437-130	1 x 1/2	1/4	1 1/4
437-131	1 x 3/4	1/4	1 1/4
437-166	1 1/4 x 1/2	5/16	1 9/16
437-167	1 1/4 x 3/4	1/4	1 17/32
437-168	1 1/4 x 1	5/16	1 19/32
437-209	1 1/2 x 1/2	5/16	1 5/8
437-210	1 1/2 x 3/4	5/16	1 5/8
437-211	1 1/2 x 1	5/16	1 21/32
437-212	1 1/2 x 1 1/4	5/16	1 19/32
437-247	2 x 1/2	5/16	1 23/32
437-248	2 x 3/4	5/16	1 3/4
437-249	2 x 1	5/16	1 11/16
437-250	2 x 1 1/4	5/16	1 23/32
437-251	2 x 1 1/2	5/16	1 23/32
437-287	2 1/2 x 1/2	19/32	2 19/32
437-288	2 1/2 x 3/4	9/16	2 19/32
437-289	2 1/2 x 1	5/16	2 5/8
437-290	2 1/2 x 1 1/4	1/4	2 1/4
437-290	2 1/2 x 1 1/2	5/16	2 5/16
437-292	2 1/2 x 2	5/16	2 11/32

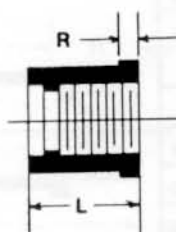


**Reducer  
Bushings  
sp x slip**

Part No.	Size	R	L
437-334	3 x 3/4	21/32	2 11/16
437-335	3 x 1	3/8	2 13/32
437-336	3 x 1 1/4	3/8	2 15/32
437-337	3 x 1 1/2	3/8	2 13/32
437-338	3 x 2	3/8	2 3/8
437-339	3 x 2 1/2	3/8	2 7/16



**Reducer  
Bushings  
sp x slip**

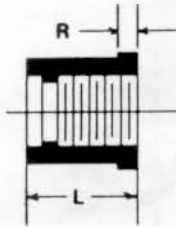


**Reducer Bushings  
sp x FIPT**

Part No.	Size	R	L
437-420	4 x 2	3/8	2 13/32
437-421	4 x 2 1/2	13/32	2 15/32
437-422	4 x 3	3/8	2 13/32
437-488	5 x 3	1/4	3 9/32
437-490	5 x 4	1/4	3 9/32
437-528	6 x 2	5/16	4 5/16
437-530	6 x 3	5/16	3 27/32
437-532	6 x 4	5/16	3 27/32
437-534	6 x 5	5/16	3 27/32
437-582	8 x 4	3/4	5 9/32
437-585	8 x 6	3/4	5 9/32

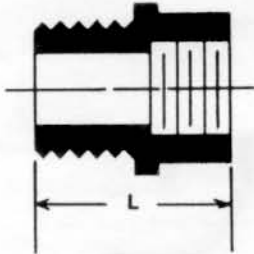
Part No.	Size	L	R
438-071	1/2 x 1/8	1 7/32	5/16
438-072	1/2 x 1/4	1 7/32	5/16
438-073	1/2 x 3/8	1 1/4	11/32
438-098	3/4 x 1/4	1 5/32	11/32
438-101	3/4 x 1/2	1 3/32	1/4
438-130	1 x 1/2	1 1/4	1/4
438-131	1 x 3/4	1 1/4	9/32
438-166	1 1/4 x 1/2	1 9/16	5/16
438-167	1 1/4 x 3/4	1 9/16	5/16
438-168	1 1/4 x 1	1 9/16	5/16
438-209	1 1/2 x 1/2	1 5/8	5/16
438-210	1 1/2 x 3/4	1 5/8	5/16
438-211	1 1/2 x 1	1 5/8	5/16
438-212	1 1/2 x 1 1/4	1 21/32	5/16
438-247	2 x 1/2	1 23/32	5/16
438-248	2 x 3/4	1 23/32	5/16
438-249	2 x 1	1 23/32	5/16
438-250	2 x 1 1/4	1 23/32	5/16
438-251	2 x 1 1/2	1 11/16	5/16
438-289	2 1/2 x 1	2 11/32	5/16
438-290	2 1/2 x 1 1/4	2 1/4	1/4
438-291	2 1/2 x 1 1/2	2 5/16	5/16
438-292	2 1/2 x 2	2 11/32	5/16
438-335	3 x 1	2 7/16	3/8
438-336	3 x 1 1/4	2 15/32	3/8
438-337	3 x 1 1/2	2 3/8	3/8
438-338	3 x 2	2 13/32	3/8
438-339	3 x 2 1/2	2 13/32	3/8
438-420	4 x 2	2 13/32	3/8
438-421	4 x 2 1/2	2 15/32	3/8
438-422	4 x 3	2 13/32	3/8

# Schedule 40



**Reducer Bushing**  
sp x FIPT

Part No.	Size	L	R
438-490	5 x 4	3 13/32	3/8
438-532	6 x 4	3 29/32	3/8



**Threaded Bushing**  
MIPT x FIPT

Part No.	Size	L
439-005	1/2 x 1/2	1 11/16
439-052	3/8 x 1/4	29/32
439-072	1/2 x 1/4	1 1/8
439-073	1/2 x 3/8	1 5/32
439-098	3/4 x 1/4	1 1/8
439-099	3/4 x 3/8	1 5/32
439-101	3/4 x 1/2	1 1/32
439-130	1 x 1/2	1 1/16
439-131	1 x 3/4	1 1/8
439-166	1 1/4 x 1/2	1 15/32
439-167	1 1/4 x 3/4	1 7/16
439-168	1 1/4 x 1	1 5/16
439-209	1 1/2 x 1/2	1 7/16
439-210	1 1/2 x 3/4	1 15/32
439-211	1 1/2 x 1	1 7/16
439-212	1 1/2 x 1 1/4	1 7/16
439-249	2 x 1	1 15/32
439-250	2 x 1 1/4	1 7/16
439-251	2 x 1 1/2	1 7/16
439-292	2 1/2 x 2	1 13/16
439-338	3 x 2	2 1/32



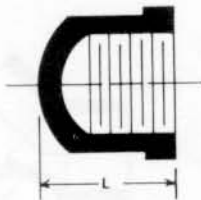
**Cap slip**

Part No.	Size	L	H
447-005	1/2	1 5/32	3/8
447-007	3/4	1 5/16	7/16
447-010	1	1 17/32	17/32
447-012	1 1/4	1 23/32	7/16
447-015	1 1/2	1 5/8	5/16
447-020	2	2 7/32	3/4
447-025	2 1/2	2 15/16	13/16
447-030	3	3 3/16	1
447-040	4	3 17/32	1 9/32
447-050	5	4 7/8	1 23/32
447-060	6	5 15/32	1 29/32
447-080	8	6 13/16	2 11/32



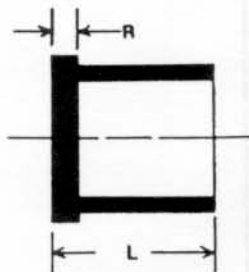
Cap  
FIPT

Part No.	Size	L
448-005	1/2	1 1/8
448-007	3/4	1 5/32
448-010	1	1 1/4
448-012	1 1/4	1 9/16



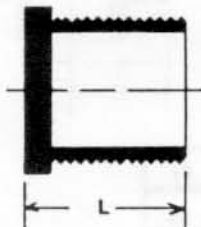
Cap  
FIPT

Part No.	Size	L
448-015	1 1/2	1 5/8
448-020	2	1 3/4
448-025	2 1/2	2 1/2
448-030	3	3 3/16
448-040	4	3 1/4



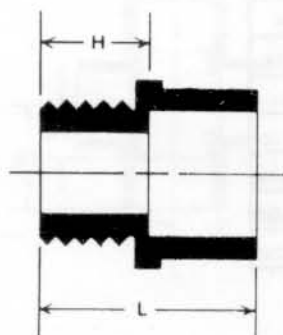
Plug  
sp

Part No.	Size	L
449-005	1/2	1 1/32
449-007	3/4	1 1/16
449-010	1	1 1/4
449-012	1 1/4	1 9/16
449-015	1 1/2	1 5/8
449-020	2	1 23/32
449-025	2 1/2	2 3/8
449-030	3	2 13/32
449-040	3/8	2 13/32



Plug  
MIPT

Part No.	Size	L
450-005	1/2	1 3/32
450-007	3/4	1 1/32
450-010	1	1 1/4
450-012	1 1/4	1 5/16
450-015	1 1/2	1 13/32
450-020	2	1 3/8
450-025	2 1/2	2 1/32
450-030	3	2 1/32
450-040	4	2 1/8

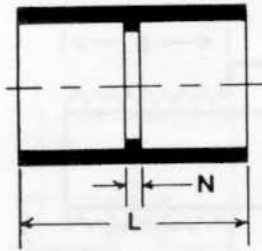


Adapter  
insert x slip

Part No.	Size	L	H
474-007	3/4	2 15/32	1 23/32
474-010	1	2 25/32	1 13/16
474-015	1 1/2	3 5/32	1 27/32

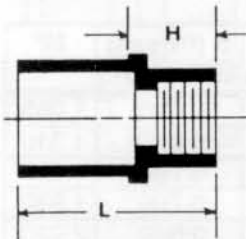


# Schedule 40



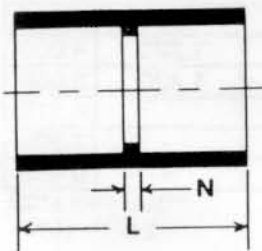
**Nested Coupling  
slip**

Part No.	Size	N	L
477-005	1/2	3/32	1 11/16
477-007	3/4	1/8	1 11/16
477-010	1	1/8	2 1/16



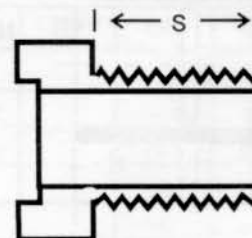
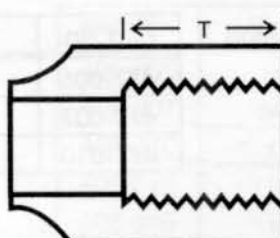
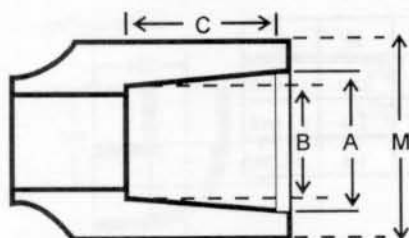
**Fitting Adapter  
sp x FIPT**

Part No.	Size	L	H
478-010	1	2 9/32	1 3/16
478-012	1 1/4	2 7/16	1 7/32
478-015	1 1/2	2 5/16	1 7/32



**Deep Socket  
Coupling  
slip**

Part No.	Size	N	L
482-015	1 1/2	1/8	3 3/4
482-020	2	1/8	4 15/16
482-025	2 1/2	1/4	7 1/16
482-030	3	1/4	7 17/32
482-040	4	9/32	7 5/8



Size	Pipe O.D.	A (entrance)		B (bottom)		Max. Out of Round	C (socket) Depth (Min.)	T (thread) Female (Min.)	S (thread) Male (Min.)	M*
		Min.	Max.	Min.	Max.					
1/2	0.840	0.844	0.852	0.832	0.840	± .008	0.770	0.690	0.620	1.085
3/4	1.050	1.054	1.062	1.042	1.050	± .010	0.790	0.700	0.620	1.310
1	1.315	1.320	1.330	1.305	1.315	± .010	0.985	0.860	0.790	1.625
1-1/4	1.660	1.665	1.675	1.650	1.660	± .012	1.250	0.900	0.790	1.980
1-1/2	1.900	1.906	1.918	1.888	1.900	± .012	1.310	0.900	0.840	2.230
2	2.375	2.381	2.393	2.363	2.375	± .012	1.370	0.950	0.840	2.730
2-1/2	2.875	2.882	2.896	2.861	2.875	± .015	2.000	1.300	1.260	3.340
3	3.500	3.508	3.524	3.484	3.500	± .015	2.000	1.390	1.320	4.000
4	4.500	4.509	4.527	4.482	4.500	± .015	2.020	1.470	1.420	5.060
5	5.563	5.573	5.593	5.543	5.563	± .030	3.020			6.175
6	6.625	6.636	6.658	6.603	6.625	± .030	3.500	-	-	7.300
8	8.625	8.640	8.670	8.595	8.625	± .030	4.500	-	-	9.400

\*1/2 to 1 1/2 = ±1/32  
2 to 8 = ±1/16

## Maximum Pipe Operating Pressure

Pipe Size	Maximum Operating Pressure (p.s.i.) at 73.4 °F		
	Schedule 40 Pipe Plain Ends	Schedule 80 Pipe Plain Ends	Schedule 80 Pipe Threaded Ends
1/2	600	850	420
3/4	480	690	340
1	450	630	320
1 1/4	370	520	260
1 1/2	330	470	240
2	280	400	200
2 1/2	300	420	210
3	260	370	190
4	220	320	160
5	190	290	Not Recommended
6	180	280	Not Recommended
8	160	250	Not Recommended

## Temperature Correction Factors

Operating Temperature (°F)	PVC Pressure Rating Factor
75	1.00
80	0.90
90	0.75
100	0.62
110	0.50
115	0.45
120	0.40
125	0.35
130	0.30
140	0.22

Not Recommended above 140°F. Based on water Service.

For more severe service, an additional correction factor may be required.

# LASCO

## Schedule 40-PVC

Sales Offices in Major Cities, Warehouses Nationwide:



3

[www.lascofittings.com](http://www.lascofittings.com)

### Standards and Specifications

**ASTM D-2464** — Threaded Poly (Vinyl Chloride) (PVC) Plastic Pipe Fittings, Schedule 40.

**ASTM D-2466** — Socket Type Poly (Vinyl Chloride) (PVC) Plastic Pipe Fittings, Schedule 40.

**ASTM D-1784** — Rigid Poly (Vinyl Chloride) (PVC) Compounds and Chlorinated Poly (Vinyl Chloride) (CPVC) Compounds.

**MATERIAL** — LASCO Schedule 40 Fittings are produced from PVC Type I, Cell classification 12454-B.

PVC Fittings are listed by NSF (National Sanitation Foundation).

### ATTENTION!

**DO NOT** use LASCO Fittings for **compressed air** or **gases**.

**DO NOT** test PVC piping systems with **compressed air** or **gases**.

**DO NOT** use fittings with liquids not recommended by LASCO.

Modifications of fittings voids the warranty.

### LIMITED WARRANTY

LASCO fittings are made from 100% virgin materials and are warranted to be free from manufacturing defects in materials and workmanship. They are warranted against rot, rust and electrolytic corrosion for a period of 3 years from date of installation. If LASCO fittings prove defective due to manufacturing defects in material or workmanship during that period, the manufacturer will provide new replacement units of the same type and size. No remedy will be granted under this warranty if LASCO fittings are not used strictly in accordance with LASCO's directions with respect to use and storage or if the fittings have been modified in any way. THE MANUFACTURER'S LIABILITY UNDER EXPRESSED OR IMPLIED WARRANTY OR FOR ANY REASON IS LIMITED TO FURNISHING REPLACEMENT UNITS OR GRANTING CREDIT FOR DEFECTIVE UNITS. NO LABOR EXPENSE OR CONSEQUENTIAL DAMAGES WILL BE PAID BY LASCO. THIS WARRANTY IS IN LIEU OF ALL OTHER GUARANTEES AND WARRANTIES, EXPRESSED OR IMPLIED, INCLUDING BUT NOT LIMITED TO, WARRANTIES OF MERCHANTABILITY AND FITNESS FOR PURPOSE, EXCEPT FOR ANY WARRANTIES IMPLIED BY LAW FOR NONCOMMERCIAL CONSUMERS. ANY SUCH WARRANTIES ARE LIMITED TO THE DURATION OF THIS WRITTEN WARRANTY.